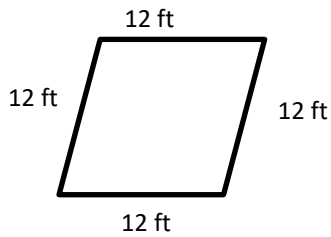


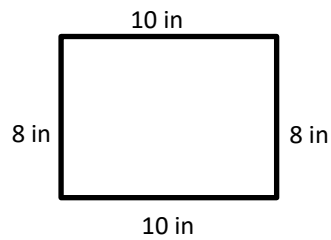
Polygons

 **Find the perimeter of each shape.**

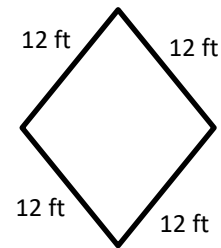
1)



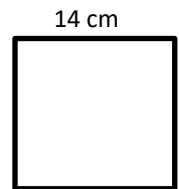
2)



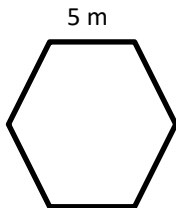
3)



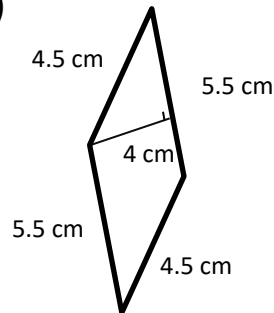
4) Square



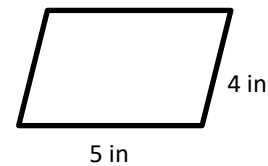
5) Regular hexagon



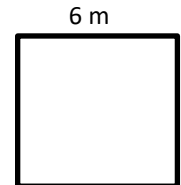
6)



7) Parallelogram

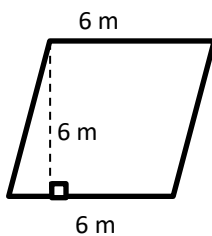


8) Square

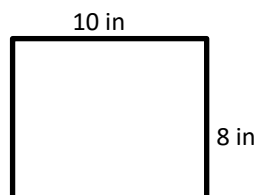


 **Find the area of each shape.**

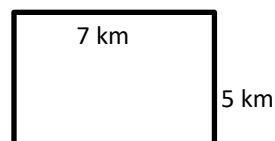
9) Parallelogram



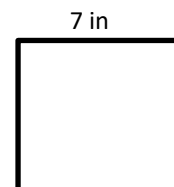
10) Rectangle



11) Rectangle



12) Square





Answers

Polygons

- 1) 48 *ft*
- 2) 36 *in*
- 3) 48 *ft*
- 4) 56 *cm*
- 5) 30 *m*

- 6) 20 *cm*
- 7) 18 *in*
- 8) 24 *m*
- 9) 36 *m*²

- 10) 80 *in*²
- 11) 35 *km*²
- 12) 49 *in*²